

Blackstone Alternative Multi-Strategy Fund (BXMIX)

Blackstone

As of July 31, 2019

Investment Approach

Blackstone Alternative Multi-Strategy Fund's ("Fund") investment objective is to seek capital appreciation. The Fund seeks this objective by allocating its assets among a variety of non-traditional or "alternative" investment strategies. Blackstone allocates the Fund's assets among investment sub-advisers with experience managing alternative investment strategies and among Investment Funds and also manages a portion of the Fund's assets directly. In pursuing the Fund's investment objective, Blackstone focuses on the preservation of capital and seeks to maintain an investment portfolio with, on average, lower volatility relative to the broader equity markets.

Fund Highlights⁶

Fund assets (Mn)	\$8,098.01
Inception date	June 16, 2014
Investment advisor	Blackstone Alternative Investment Advisors, LLC
Eligible investors	US taxable & tax-exempt
Liquidity	Daily
CUSIP	09257V201

Fund Terms (Class I)⁷

As of Date	3/31/2019
Expense Ratio	2.93%

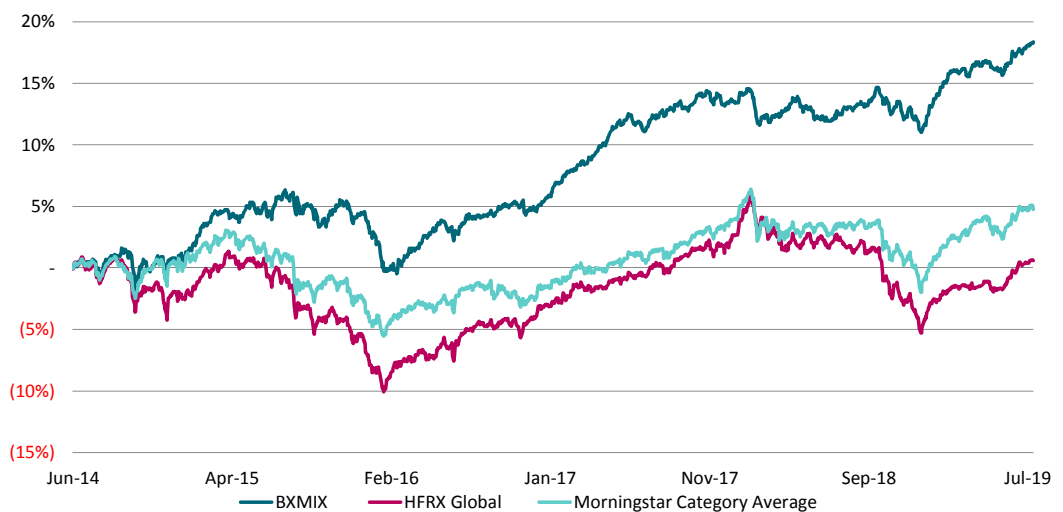
Portfolio Managers

Name	Years at Blackstone
Gideon Berger	17
Min Htoo	2
Robert Jordan	8
Ian Morris	9
Alberto Santulin	16
Stephen Sullens	18

Fund Net Performance^{1,2,3,4,5}

	As of Jun 30, 2019			As of July 31, 2019						Inception to Date Statistics			
	YTD	1 Yr	ITD	MTD	QTD	YTD	1 Yr	5 Yr	ITD	St. Dev.	Beta	Alpha	Sharpe
BXMIX	5.11%	4.88%	3.23%	0.83%	0.83%	5.98%	4.76%	3.41%	3.34%	3.04%			0.80
HFRX Global	4.22%	(1.95%)	(0.04%)	0.77%	0.77%	5.02%	(1.05%)	0.22%	0.11%	3.46%	0.53	2.76%	(0.23)
Morningstar Category Average	5.13%	1.38%	0.83%	0.50%	0.50%	5.65%	1.32%	1.00%	0.91%	3.54%	0.57	2.34%	0.00
Barclays Global Agg	5.57%	5.85%	1.42%	(0.28%)	(0.28%)	5.28%	5.73%	1.33%	1.34%	4.65%	(0.09)	2.42%	0.09
MSCI World TR	17.38%	6.94%	7.37%	0.52%	0.52%	17.99%	4.21%	7.66%	7.34%	11.20%	0.16	1.30%	0.57

Alternative Strategies Cumulative Net Performance^{1,2}



1. Performance is presented through July 31, 2019. Net performance is net of the Expense Ratio less waived expenses. Performance data quoted represents past performance and does not guarantee future results. All ITD statistics above are calculated using daily performance and are annualized. The investment return and principal value of an investment will fluctuate so that an investor's shares, when redeemed, may be worth more or less than their original cost and current performance may be lower or higher than the performance data quoted. Additional information and performance data current to the most recent month-end is available at www.bxmix.com.

2. None of the indices presented are benchmarks or targets for the Fund. Indices are unmanaged and investors cannot invest in an index. Please see end of document for additional disclosures regarding indices presented.

3. Inception to Date statistics are as of BXMIX's inception on June 16, 2014 through the most recent month end.

4. Measures beta of BXMIX to the respective index.

5. Measures alpha of BXMIX to the respective index.

6. As of July 31, 2019.

7. Through August 31, 2021 Blackstone Alternative Investment Advisors LLC has agreed to waive its fees and/or reimburse expenses of the Fund so that certain of the Fund's expenses, together with the Fund's management fees, will not exceed 2.40% annualized. Expense Ratio represents the expense ratio applicable to investors and is comprised of the management fees, other expenses and acquired fund fees and expenses as noted in the Fund's Prospectus. The Expense Ratio net of Excluded Expenses was 2.19%. "Excluded Expenses" are expenses excluded from reimbursement by the Investment Adviser which include: (i) distribution or servicing fees, (ii) acquired fund fees and expenses, (iii) brokerage and trading costs, (iv) interest payments (including any interest expenses, commitment fees, or other expenses related to any line of credit of the Fund), (v) taxes, (vi) dividends and interest on short positions, and (vii) extraordinary expenses (in each case, as determined in the sole discretion of the Adviser). Please see the Fund's Prospectus at www.bxmix.com.

Additional information and current performance data is available at www.bxmix.com.

Not FDIC Insured

May Lose Value

Not Bank Guaranteed

Sub-adviser Allocations

Manager	Strategy	Sub-strategy	Classification
Active Sub-Advisers			
HealthCor	Equity Hedge	Equity Long Short	Equity
Endeavour	Equity Hedge	Equity Market Neutral	
Two Sigma Advisers	Equity Hedge	Equity Market Neutral	
Bayview	Relative Value	Fixed Income - Asset Backed	Credit
BRESSA ⁽¹⁾	Relative Value	Fixed Income - Asset Backed	
Good Hill	Relative Value	Fixed Income - Asset Backed	
GSO DFM ⁽¹⁾	Relative Value	Fixed Income - Asset Backed	
Sorin	Relative Value	Fixed Income - Asset Backed	
Caspian	Event Driven	Distressed/Restructuring	Multi-Asset
Boussard & Gavaudan	Event Driven	Multi-Strategy	
Sage Rock	Event Driven	Multi-Strategy	
Magnetar ⁽¹⁾	Event Driven	Risk Arbitrage	
Emso	Macro	Discretionary Thematic	
NWI	Macro	Discretionary Thematic	
IPM	Macro	Systematic Diversified	
D.E. Shaw	Multi-Strategy	N/A	
BAIA-Direct ⁽²⁾	Multi-Strategy	N/A	
Inactive Sub-Advisers⁽³⁾			
Cerberus	Relative Value	Fixed Income - Asset Backed	Inactive
Waterfall	Relative Value	Fixed Income - Asset Backed	
Nephila	Event Driven	Reinsurance	
H2O	Macro	Discretionary Thematic	
GSA	Macro	Systematic Diversified	

1. Blackstone and its affiliates have financial interests in asset managers. Any allocation by Blackstone to a subsidiary or other affiliate benefits The Blackstone Group Inc and any redemption or reduction of such allocation would be detrimental to The Blackstone Group Inc, creating potential conflicts of interest in allocation decisions. For a discussion of this and other conflicts, please see the Additional Disclosure section at the end of this document.
2. BAIA manages a portion of the Fund's assets directly. Such investments include allocations to funds managed by Glenview Capital Management LLC, EJP Capital LLC, Aeolus Capital Management Ltd. and opportunistic trades. BAIA allocations are subject to change and BAIA's fees on directly managed assets are not reduced by a payment to a sub-adviser.
3. Inactive managers are not currently managing any Fund assets. Allocations may change at any time without notice.

Monthly Net Performance^{4,5}

	Jan	Feb	Mar	Apr	May	Jun	Jul	Aug	Sep	Oct	Nov	Dec	YTD				
													BXMIX	HFRX Gbl	Morningstar Cat. Avg.	Barclays Gbl	MSCI World
2014	-	-	-	-	-	0.50%	(0.40%)	0.90%	0.30%	(0.59%)	0.30%	(0.19%)	0.80%	(1.40%)	0.28%	(3.45%)	0.86%
2015	0.70%	1.88%	0.97%	(0.39%)	1.26%	(1.15%)	1.93%	(1.04%)	(0.67%)	0.29%	0.48%	(0.71%)	3.55%	(3.64%)	(2.70%)	(3.15%)	(0.32%)
2016	(2.17%)	(2.22%)	1.45%	1.32%	0.90%	(0.50%)	1.10%	0.00%	0.89%	0.00%	(0.20%)	0.85%	1.35%	2.50%	0.80%	2.09%	8.15%
2017	1.67%	0.77%	0.96%	1.52%	1.12%	(1.01%)	0.93%	0.92%	(0.09%)	0.92%	(0.64%)	(0.05%)	7.20%	5.99%	5.68%	7.39%	23.07%
2018	0.28%	(1.30%)	0.38%	0.94%	(1.49%)	(0.09%)	0.94%	0.28%	1.21%	(1.57%)	0.09%	(1.15%)	(1.52%)	(6.72%)	(4.61%)	(1.20%)	(8.20%)
2019	2.70%	1.13%	(0.09%)	0.84%	(1.01%)	1.49%	0.83%	-	-	-	-	-	5.98%	5.02%	5.65%	5.28%	17.99%

4. None of the indices presented are benchmarks or targets for the Fund. Indices are unmanaged and investors cannot invest in an index. Please see end of document for additional disclosures regarding indices presented.

5. Performance is presented through July 31, 2019. Net performance is net of the Expense Ratio less waived expenses. Performance data quoted represents past performance and does not guarantee future results. The investment return and principal value of an investment will fluctuate so that an investor's shares, when redeemed, may be worth more or less than their original cost and current performance may be lower or higher than the performance data quoted. Additional information and performance data current to the most recent month-end is available at www.bxmixon.com. BXMIX launched on June 16, 2014 and thus performance for June 2014 is limited to June 16 through June 30.

All investors should consider the investment objectives, risks, charges and expenses of BXMIX, Class I carefully before investing. The prospectus and the summary prospectus contain this and other information about BXMIX and are available on BXMIX's website at www.bxmixon.com. All investors are urged to carefully read the prospectus and the summary prospectus in its entirety before investing.

Important Risks

Important Risks: An investment in the Fund should be considered a speculative investment that entails substantial risks; you may lose part or all of your investment or your investment may not perform as well as other investments. The Fund's investments involve special risks including, but not limited to, loss of all or a significant portion of the investment due to leveraging, short-selling, or other speculative practices, lack of liquidity and volatility of returns. The following is a summary description of certain additional principal risks of investing in the Fund:

Allocation Risk – Blackstone's judgment about the attractiveness, value or market trends affecting a particular asset class, investment style, sub-adviser or security may be incorrect and this may have a negative impact upon performance. **Market Risk and Selection Risk** – One or more markets may go down in value, possibly sharply and unpredictably, affecting the values of individual securities held by the Fund. **Derivatives Risk** – the use of derivatives involves the risk that their value may not move as expected relative to the value of the relevant underlying assets, rates, or indices. Derivatives can be subject to counterparty credit risk and may entail investment exposure greater than their notional amount. **Debt Securities Risk** – investments in bonds and certain asset-backed securities are subject to risks, including but not limited to, the credit risk of the issuer of the security, the risk that the issuer undergoes a restructuring or a similar event, the risk that inflation decreases the value of assets or income from the investments, and the risk that interest rates changes adversely impact the debt investments. **Equity Securities Risk** – prices of equity and preferred securities fluctuate based on changes in a company's financial condition and overall market and economic conditions. **Mortgage- and Asset-Backed Securities Risk** – involves credit, interest rate, prepayment and extension risk, as well as the risk of default of the underlying mortgage or asset, particularly during times of economic downturn. **Multi-Manager Risk** – managers may make investment decisions which conflict with each other and as a result, the Fund could incur transaction costs without accomplishing any net investment result. **Leverage Risk** – use of leverage can produce volatility and may exaggerate changes in the net asset value of Fund shares and in the return on the portfolio, which may increase the risk that the Fund will lose more than it has invested. **Large Purchase or Redemption Risk** – large redemption or purchase activity could have adverse effects on performance to the extent that the Fund incurs additional costs or is required to sell securities, invest cash, or hold a relatively large amount of cash at times when it would not otherwise do so.

In addition, you should be aware of the following risks and conflicts relating specifically to the Fund:

The fees paid by the Fund to Blackstone will be reduced by the full amount of any fees paid to the Fund's underlying managers. This compensation offset arrangement may give Blackstone an incentive to favor underlying managers that charge lower fees.

Subject to applicable law, the Fund is not restricted from selecting underlying managers in which Blackstone, Blackstone Clients or their affiliates have a financial interest.

The following information has not been provided in a fiduciary capacity under ERISA, and it is not intended to be, and should not be considered as, impartial investment advice. If you are an individual retirement investor, contact your financial advisor or other fiduciary unrelated to BAIA about whether any given investment idea, strategy, product or service described herein may be appropriate for your circumstances.

Blackstone Alternative Multi-Strategy Fund (BXMIX)

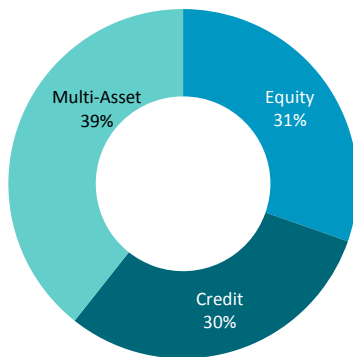
Blackstone

As of July 31, 2019

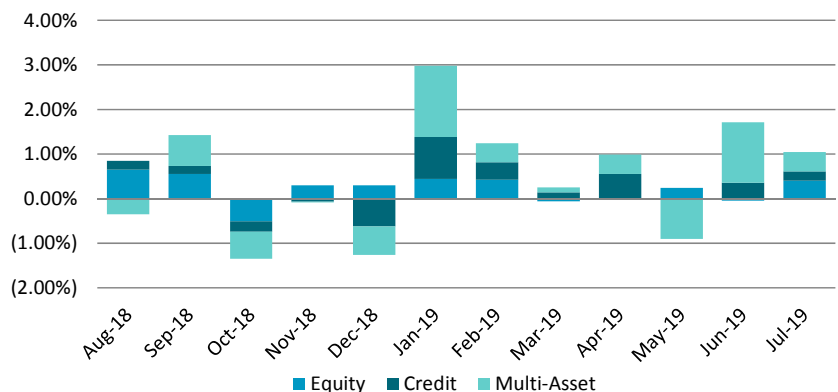
Performance summary^{1,2}

Sub-Strategy Performance	Allocation at	MTD		QTD		YTD		Trailing 12 Months	
	7/31/2019	Return	Attribution	Return	Attribution	Return	Attribution	Return	Attribution
Equity	30.34%	1.09%	0.40%	1.09%	0.40%	3.84%	1.43%	7.08%	2.70%
Credit	30.32%	0.60%	0.21%	0.60%	0.21%	8.20%	2.66%	6.45%	2.08%
Multi-Asset	39.34%	0.92%	0.43%	0.92%	0.43%	6.84%	3.52%	5.00%	2.56%
Cash & Other			(0.22%)		(0.22%)		(1.63%)		(2.58%)
Net Return			0.83%		0.83%		5.98%		4.76%

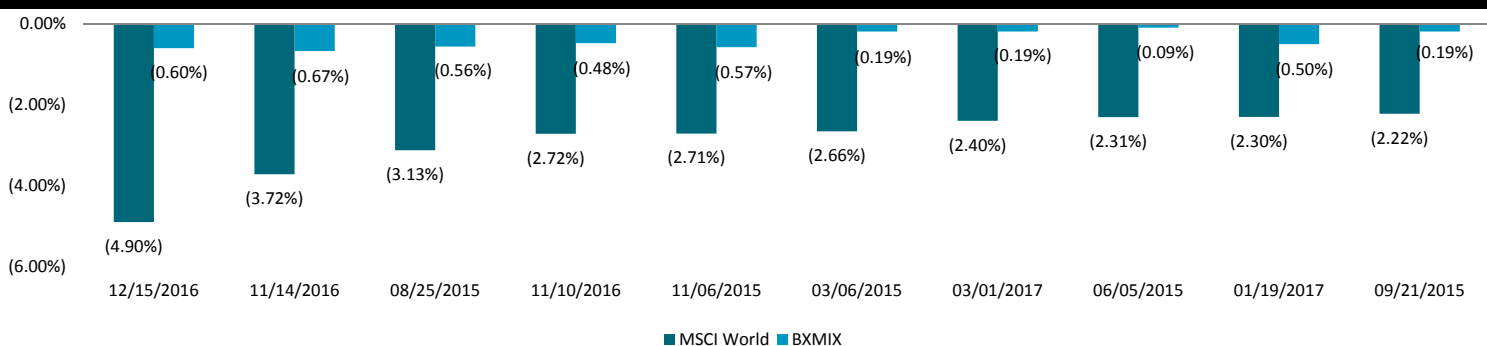
Portfolio Allocations¹



Trailing 12 month sub-strategy attribution^{1,2}



BXMIX performance on worst 10 trading days for MSCI World since inception³



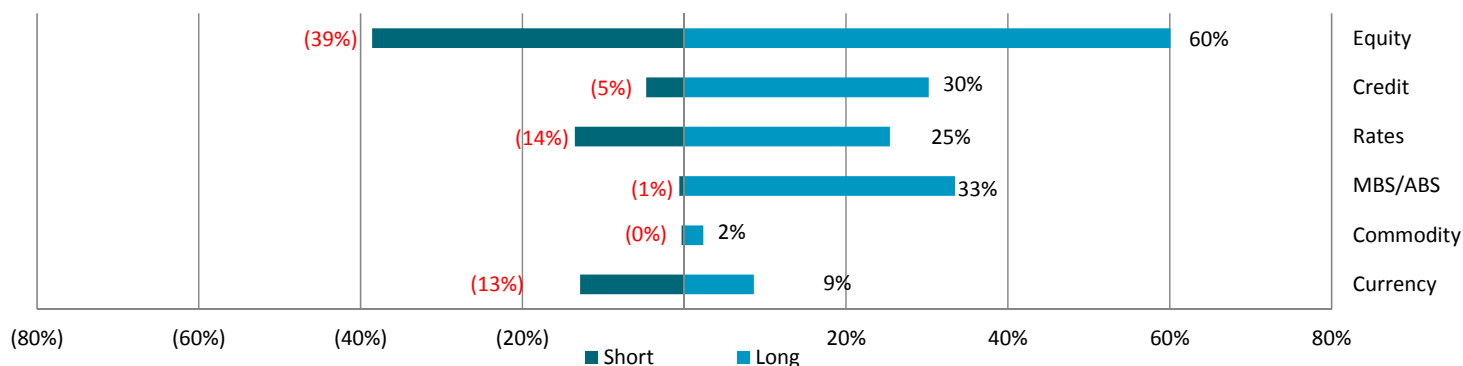
Because of the broadly diversified and low beta nature of the portfolio, BXMIX is not expected to participate in the full upside of broader equity markets. From June 16, 2014 to July 31, 2019, on the ten best MSCI World TR trading days, the average daily returns for the MSCI World TR and BXMIX were 2.28% and 0.41% respectively. The MSCI World TR is not a benchmark or target for the Fund. Please see important Disclosure Information at the end of this presentation.

Performance data quoted represents past performance and is no guarantee of future results. Investment returns and principal values may fluctuate so that an investor's shares, when redeemed, may be worth more or less than their original cost. Current performance may be lower or higher than the performance data quoted. Strategy attribution is presented on a gross basis as Blackstone fees are applied at the Fund level and not at the strategy level. ITD net return is cumulative not annualized. Information about BXMIX, including current month-end performance, is available on BXMIX's website at www.bxmix.com or by calling 855-890-7725. Data is from June 16, 2014 to July 31, 2019.

- Portfolio allocations include exposure to certain BAIA-Direct investments. Equity allocation includes Equity Long/Short and Equity Market Neutral sub-strategies, funds managed by Glenview Capital Management LLC, and equity hedges. Credit allocation includes Fixed Income – Asset Backed, Fixed Income – Corporate, and Distressed/Restructuring sub-strategies, funds managed by EJP Capital LLC, and opportunistic credit trades. Multi-Asset is comprised of Discretionary Thematic, Systematic Diversified, Risk Arbitrage, and Multi-Strategy sub-strategies, and funds managed by Aeolus Capital Management Ltd and BAIA's systematic risk premia trading strategy. Sub-strategy allocations exclude exposures to Fund level cash, hedging and expenses and are adjusted pro-rata to equal 100%.
- Sub-strategy performance is shown gross of all fees and expenses. Performance is estimated and unaudited.
- Indices are provided for illustrative purposes only. They have not been selected to represent appropriate benchmarks for the Fund, but rather are disclosed to allow for comparison of the Fund's performance to that of well-known and widely recognized indices. Indices are unmanaged and investors cannot invest in indices. Please see important Disclosure Information at the end of this presentation.

The definitions and disclosures appearing at the end of this document are an integral part of this presentation and should be read in their entirety for a complete understanding of the information contained herein.

Asset class exposure¹



Geographic exposure¹

	Long	Short	Net
US/Canada	109.47%	(39.26%)	70.20%
Core Europe	22.51%	(20.98%)	1.54%
Peripheral Europe	3.75%	(0.46%)	3.29%
Lat. Am./Caribbean	8.49%	(0.77%)	7.72%
Middle East/Africa	5.31%	(1.24%)	4.07%
Japan	1.09%	(2.11%)	(1.02%)
Asia general	8.75%	(4.60%)	4.15%
China/HK/Taiwan	0.80%	(1.20%)	(0.39%)
Total	160.18%	(70.62%)	89.56%

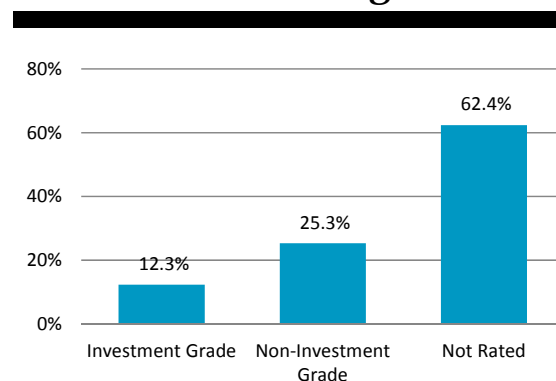
Currency exposure¹

Region	Long	Short	Net
Asia general	5.71%	(0.50%)	5.20%
China/HK/Taiwan	0.00%	(0.10%)	(0.10%)
Core Europe	2.55%	(8.18%)	(5.64%)
Japan	0.00%	(1.86%)	(1.86%)
Latin America	0.21%	-	0.21%
Middle East/Africa	0.14%	(0.28%)	(0.14%)
Peripheral Europe	0.00%	(0.28%)	(0.28%)
US/Canada	0.00%	(1.65%)	(1.65%)
Total	8.61%	(12.87%)	(4.26%)

Equity exposure – sector breakdown¹

	Long	Short	Net
Energy	2.39%	(1.36%)	1.03%
Materials	0.59%	(1.16%)	(0.57%)
Industrials	3.61%	(1.03%)	2.58%
Consumer Discretionary	4.79%	(3.72%)	1.06%
Consumer Staples	0.97%	(0.94%)	0.03%
Health Care	12.75%	(5.37%)	7.39%
Financials	5.89%	(6.02%)	(0.13%)
Real Estate	0.63%	(1.21%)	(0.58%)
Information Technology	7.95%	(4.17%)	3.79%
Communication Services	2.28%	(2.45%)	(0.17%)
Utilities	0.70%	(0.46%)	0.24%
Index**	15.26%	(10.68%)	4.57%
Unclassified***	2.29%	(0.00%)	2.29%
Total	60.10%	(38.57%)	21.52%

Fixed income ratings^{1,2}



1. In the case of non-interest rate instruments, exposure data represents the delta adjusted market value. In the case of interest rate products, exposure data is represented by the 10-year equivalent instrument. Positions of unknown type (if any) are excluded from exposure data. The Fund does not guarantee the accuracy of such data.

2. Positions of unknown type (if any) are excluded from exposure data. Data is obtained from StateStreet, the administrator for the Fund. The Fund does not guarantee the accuracy of such data. Using the higher Standard & Poor's ("S&P's") and/or Moody's Investor Service ("Moody's") ratings. Investment grade is a rating of a bond that has a relatively low risk of default. Investment grade are bonds rated above BBB- for S&P and Baa3 for Moody's. Non-investment grade is below Investment grade to D.

**Comprised of index futures, options on index futures, ETFs, and ETF options

***Do not have a GICS sector assigned

Important Disclosure information

All investors should consider the investment objectives, risks, charges and expenses of BXMIX carefully before investing. The prospectus and, if available, the summary prospectus contain this and other information about BXMIX and are available on BXMIX's website at www.bxmixon.com. All investors are urged to carefully read the prospectus and, if available, the summary prospectus in its entirety before investing. Additional information regarding BXMIX is available upon request.

Important Disclosures Regarding Exposure

Exposure data presented herein does not consider the impact of delta on option positions (unless noted otherwise). Instead, exposures represent the market value of each underlying instrument. Positions of unknown type (if any) are excluded from exposure data.

There is no attempt in this report to differentiate between or adjust for shorter versus longer duration rates trades. Instead, they are shown only by market value of exposure. Given that exposure data is based on fund holdings, it excludes unsettled trades. Position level data is obtained from State Street Bank and Trust Company, the administrator for BXMIX. Blackstone does not guarantee the accuracy of such data.

Glossary of Terms

Gross Exposure: Reflects the aggregate of long and short investment positions in relation to the net asset value. The gross exposure is one indication of the level of leverage in a portfolio. **Net Exposure:** This is the difference between long and short investment positions in relation to the net asset value. **Long Exposure:** A long position occurs when an individual owns securities. **Short Exposure:** Short selling a security not actually owned at the time of sale. Short positions can also generate returns when the price of a security declines. **Beta:** A measure of the volatility, or systemic risk, of a security or a portfolio in comparison to the market as a whole. **Alpha:** A risk-adjusted performance measure that represents the average return on a portfolio over and above that predicted by the capital asset pricing model (CAPM), given the portfolio's beta and the average market return. More specifically, Jensen's Measure is used to calculate alpha. **Standard Deviation:** A measure of the dispersion of a set of data from its mean. The more spread apart the data, the higher the deviation. Standard deviation is calculated as the square root of variance.

Glossary of Indices

Market indices obtained through Bloomberg. HFR Indices obtained through HFR Asset Management. **Bloomberg Barclays Global Agg Bond Index:** a flagship measure of global investment grade debt from twenty-four local currency markets. This multi-currency benchmark includes treasury, government-related, corporate and securitized fixed-rate bonds from both developed and emerging markets issuers. **HFRI Global Hedge Fund Index:** is designed to be representative of the overall composition of the hedge fund universe. It is comprised of all eligible hedge fund strategies falling within four principal strategies: equity hedge, event driven, macro/CTA, and relative value arbitrage. Strategies are asset weighted based on the distribution of assets in the hedge fund industry. **MSCI World TR Index:** a market capitalization weighted index designed to provide a broad measure of large and mid-cap equity performance across 23 developed markets countries. **Morningstar Multialternative Category:** represents the average performance of mutual funds categorized as "multialternative" funds by Morningstar, Inc. These funds use a combination of alternative strategies such as taking long and short positions in equity and debt, trading futures, or using convertible arbitrage, among others.

Indices are unmanaged and investors cannot invest in an index. Indices are provided for illustrative purposes only. They have not been selected to represent appropriate benchmarks for BXMIX, but rather are disclosed to allow for comparison of BXMIX's performance to that of well-known and widely recognized indices. The indices may include holdings that are substantially different than investments held by BXMIX and do not reflect the strategy of the Fund. Comparisons to indices have limitations because indices have risk profiles, volatility, asset composition and other material characteristics that may differ from BXMIX. The indices do not reflect the deduction of fees or expenses. In the case of equity indices, performance of the indices reflects the reinvestment of dividends. Index data is obtained from unaffiliated third parties and is subject to subsequent adjustments. Blackstone makes no assurances as to the accuracy or completeness thereof.

Conflicts of Interest

Blackstone and the Sub-Advisers have conflicts of interest that could interfere with their management of the Fund. These conflicts, which are disclosed in the Fund's Statement of Additional Information, include, without limitation:

Selection of Sub-Advisers. Blackstone compensates the Sub-Advisers out of the management fee it receives from the Fund. This could create an incentive for Blackstone to select Sub-Advisers with lower fee rates.

Financial Interests in Sub-Advisers and Service Providers. Blackstone, the Sub-Advisers, and their affiliates have financial interests in asset managers and financial service providers. Allocating to an affiliate (or hiring such entity as a service provider) benefits The Blackstone Group Inc. and the relevant Sub-Adviser and redemptions from an affiliate (or terminating such entity as a service provider) would be detrimental to The Blackstone Group Inc. and the relevant Sub-Adviser. For example:

- Blackstone Strategic Capital Advisors L.L.C. ("BSCA"), an affiliate of BAIA, manages certain funds (the "BSCA Funds") that acquire equity interests in established alternative asset managers (the "Strategic Capital Managers"). One of the Strategic Capital Managers in which the BSCA Funds have a minority interest is Magnetar Capital Partners L.P., a control affiliate of Magnetar Asset Management LLC, a sub-adviser for the Fund. The Fund will not participate in any of the economic arrangements between the BSCA Funds and any Strategic Capital Manager with which the Fund invests.
- Blackstone Real Estate Special Situations Advisors L.L.C. ("BRESEA"), an affiliate of BAIA and an indirect wholly-owned subsidiary of The Blackstone Group Inc., serves as a Sub-Advisor Sub-Adviser. BRESEA invests primarily in liquid, commercial and residential real estate-related debt instruments.
- GSO / Blackstone Debt Funds Management LLC ("GSO DFM"), an affiliate of BAIA and an indirect wholly-owned subsidiary of The Blackstone Group Inc., serves as a Sub-Adviser. GSO DFM invests primarily in below investment grade corporate credit.
- Blackstone utilizes technology offered by Arcesium LLC ("Arcesium") to provide certain middle- and back-office services and technology to the Fund. The parent company of a Sub-Adviser owns a controlling, majority interest in Arcesium and Blackstone Alternative Asset Management L.P. owns a non-controlling, minority interest in Arcesium.

Other Activities of Blackstone or the Sub-Advisers. The activities in which Blackstone, the Sub-Advisers, or their affiliates are involved in on behalf of other accounts may create conflicts of interest or limit the flexibility that the Fund may otherwise have to participate in certain investments. For example, if Blackstone or a Sub-Adviser comes into possession of material non-public information with respect to a company, then Blackstone or the relevant Sub-Adviser generally will be restricted from investing in securities issued by that company. Further, Blackstone generally will be restricted from investing in portfolio companies of its affiliated private equity business.

Allocation of Investment Opportunities. Blackstone and the Sub-Advisers (or their affiliates) manage other accounts and have other clients with investment objectives and strategies that are similar to, or overlap with, the investment objective and strategy of the fund, creating potential conflicts of interest in investment and allocation decisions. These conflicts of interest are exacerbated to the extent that the other clients are proprietary or pay higher fees or performance-based fees.

Opinions expressed reflect the current opinions of BAAM as of the date of the report only.

The following information has not been provided in a fiduciary capacity under ERISA, and it is not intended to be, and should not be considered as, impartial investment advice. If you are an individual retirement investor, contact your financial advisor or other fiduciary unrelated to BAIA about whether any given investment idea, strategy, product or service described herein may be appropriate for your circumstances.

Prepared by Blackstone Advisory Partners L.P., a member of FINRA and an affiliate of Blackstone Alternative Investment Advisors LLC, the investment adviser of the Fund.